



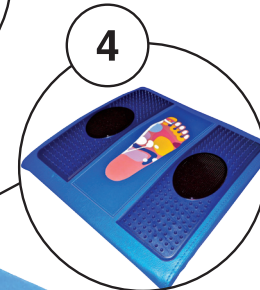
6 INFRARED SHOULDER/NECK CUSHION
3 heat settings are controlled by H1 button.




5 STORAGE LOOP
Positioned on the side of the system used to store the digital hand control




5 INFRARED LUMBAR CUSHION
3 heat settings are controlled by H1 button.



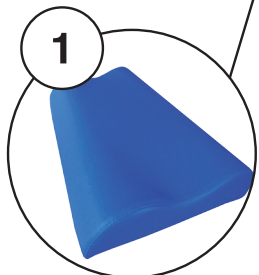
4 INFRARED CALF/FOOT CUSHION
3 heat settings are controlled by H2 button



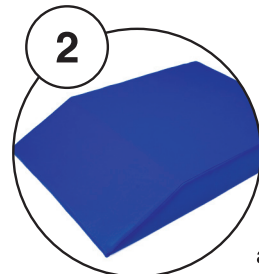
3 SMALL SUPPORT CUSHION
Can be used for added comfort for the head knees or heels



7 UPPER BODY ELEVATION CUSHION
Used for when upper body elevation is required



1 TOP CUSHION (ZIPPED)
Can be flipped over when lying face down



2 LEG ELEVATION CUSHION
Adjusted for raising the legs and to angle the system for a foot massage



FULL BODY MASSAGE POSITION
Legs raised using heart balance cushion



FOOT MASSAGE POSITION
Feet angled using the heart balance cushion



PRONE MASSAGE POSITION
Lying face down - top cushion flipped over